


YEARBOOKS



Senior Book



Class of 2023

erson

too much:
Breaking Bad
 myself
 someone else:
 by Chevy
 that would you buy first: Cars
 the Dome my freshman year
 attend NIACC for automotive
 if in 10 years:

Elizabeth Mae Anderson

Favorite show while growing up: *Suite Life of Zack & Cody*
 Favorite food: Pickles
 Favorite color: Green
 Favorite teacher: Mr. Young
 Favorite artist: Lauren Anderson
 Favorite song of '22/'23: *High School Musical* soundtrack
 Celebrity crush: Chris Evans
 Biggest role model: My older sister
 Why are you single: I'm in my queen era
 Dream vacation: Vietnam
 Biggest fear: A snake in the toilet
 Worst habit: Picking skin off my thumbs/fingers

Expression you say too much: "All it takes is a little faith, trust, and pixie dust!"
 Favorite binge series: *Grey's Anatomy*
 Biggest red flag in yourself: Never checking my phone
 Biggest red flag in someone else: When they hate their mom
 Dream car: Natalie's passenger seat
 If you win the lottery, what would you buy first: I would stress over the right thing to do
 Best memory: Sophomore year dance team
 Plans after graduation: Attend Iowa State University
 Where do you see yourself in 10 years: Graduated from college, with my ideal career and a family

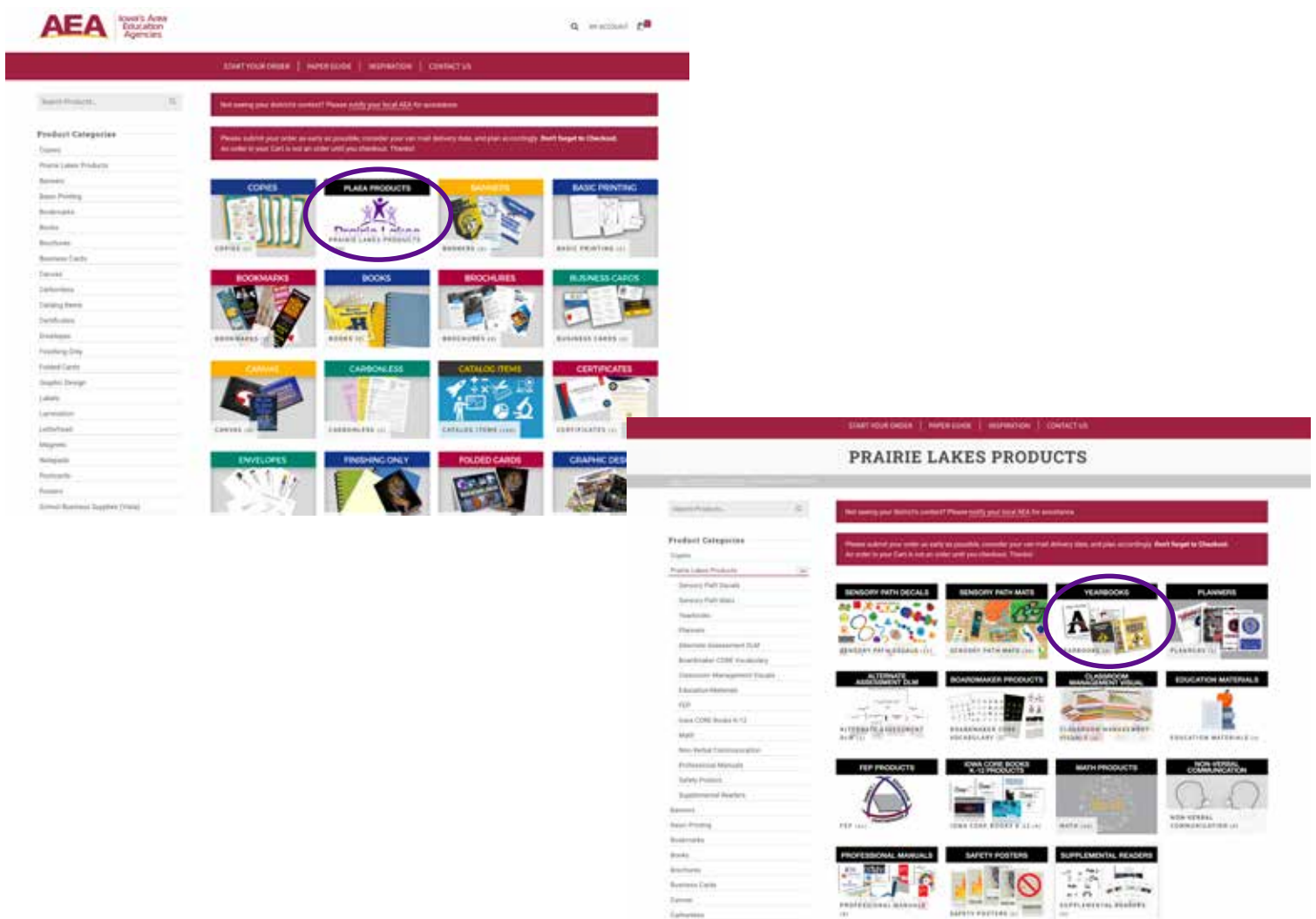


Prairie Lakes
 Area Education Agency

Contact Jenifer Krischel at jkrischel@plaea.org or 712-335-6017 and she will assist you with your yearbook order and also provide you with an estimate.

To place your yearbook order, please go to www.aeacreativeservices.org. Please sign in and select the PLAEA Products icon to view the Yearbook category.

If you are unable to see the PLAEA Products icon please contact Jenifer Krischel at jkrischel@plaea.org or 712-335-6017 or Cory Sroufe at csroufe@plaea.org and they will assist you.



ORDER ONLINE NOW!!!

Yearbooks are a great way to help preserve school memories.

Let Prairie Lakes AEA Creative Services help you create and print your yearbook project.

Yearbooks

Types of Yearbooks:

- Square Fold (saddle stapled)
- Coil Bound

Layout

- **Page Margins**

Please request additional information when you place your order as margins differ for each type of layout. Images and text will need to stay within the set margins.

- **Page Numbers**


The first page of the actual book (not the inside front cover) is page one. Odd pages are always on the right side, even on the left side.

It is RECOMMENDED that you number the inside pages of your yearbook. Be consistent with placement.

- **Document Bleed**

If you request that the cover page have a bleed effect (this is when the design extends off the edge of the page), please request additional information when you place your order.

Square Fold



Teacher

Buchan, LeRoy
Bunston, Brystal
Butler, Landrey
Dayton, Jakoby
Demis, Brayden

Flowers, Bentley
Gleason, Winnifred
Hartman, Abigail
Heun, Cohlter
Jones, Carter

Jones, Grayson
Lind, Hadley
Miles, Marley
Olson, Eloyyn
Rasch, Everly

Rasch, Kendryk
Rolling, Ayda
Taylor, Maci
Waller, Gavin
Mrs. Tincher




Manson NW Webster 2022-2023


Kindergarten - Mrs. Gaul




Barnes, Edith
Burns, Kailani
Carr, Brenleigh
Gaffney, Raiden
Harvey, Clement




Hoefing, Henley
Hudek, Maverick
Jensen, Harper
Johnson, Taelor
Machovec, Ethan



Mogensen, Carlo
Nannenga, Isabella
Passow, Rowan
Peed, Vivian
Peters, Harper



Pipal, Kashtyn
Porter, Jordynn
Poutre, Kade
Poutre, Kysen
Poutre, Lydia



Princee, Jaxson
Reeves, Lincoln
Richardson, A'Racya
Ronah, Sunnie
Stange, Carter



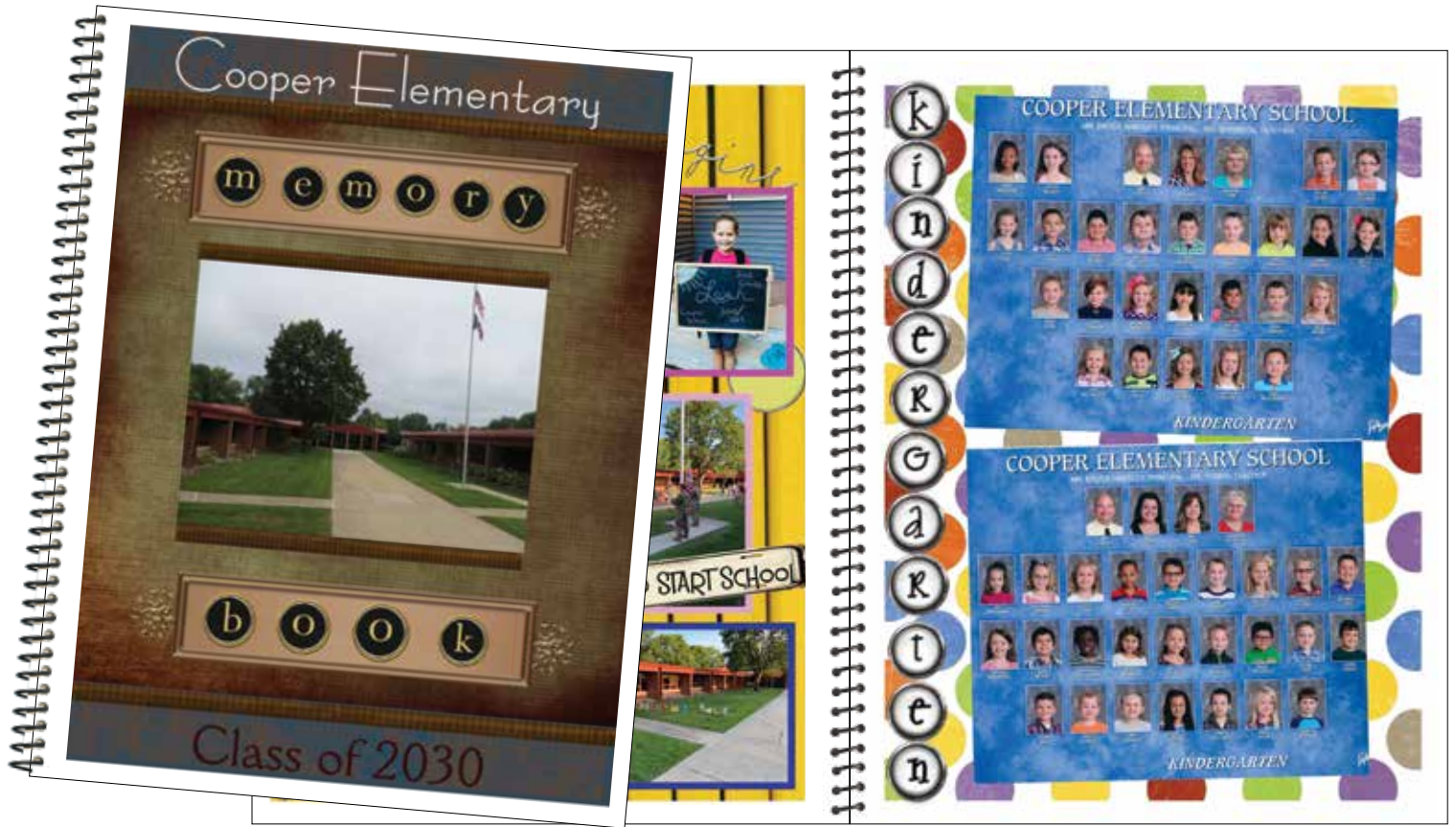
Vodraska, Selah
Weidauer, David
Mrs. Gaul



Square fold with a saddle staple is a new option for finishing books. Square bindings lay flat, making them easier to handle and provide a professional look for your project. This method can be used for yearbooks up to 80 pages which includes the cover.

The number of inside pages in the book **SHOULD BE DIVISIBLE BY 4** or there will be blank pages in the yearbook.

Coil Bound



Coil Binding is an ideal finishing method for projects that are handled frequently. This also allows the option for more pages in your yearbook.

Additional Information

Programs to use

- InDesign
- Quark
- Microsoft Publisher
- PageMaker
- Microsoft Word
- Scrapbook Factory
- PrintMaster
- Google Doc Word Program

Time Line and Submitting Files

- Final files should be submitted by the last week of March or early April for delivery.
- Yearbooks can be printed at any time of the year.
- Please submit final files as pdf documents or share through google docs. Contact the graphic artist for assistance.

Copyrighted Materials

• Photographs

ALL PROFESSIONAL PHOTOGRAPHS REQUIRE WRITTEN PERMISSION FROM THE SOURCE. Please include this documentation when you send in your project

• Clip art

OneClick provides access to Britannica ImageQuest for schools and can be found at www.quest.eb.com. Your teacher librarian can assist you with access to this resource.

• Illustrations

Illustrations/drawings done by the students can scanned at your school or can be sent to Prairie Lakes Creative Services. We scan and incorporate them into your school's yearbook pages.



Our **Creative Services Team** is ready to help you, your classroom, and your school!

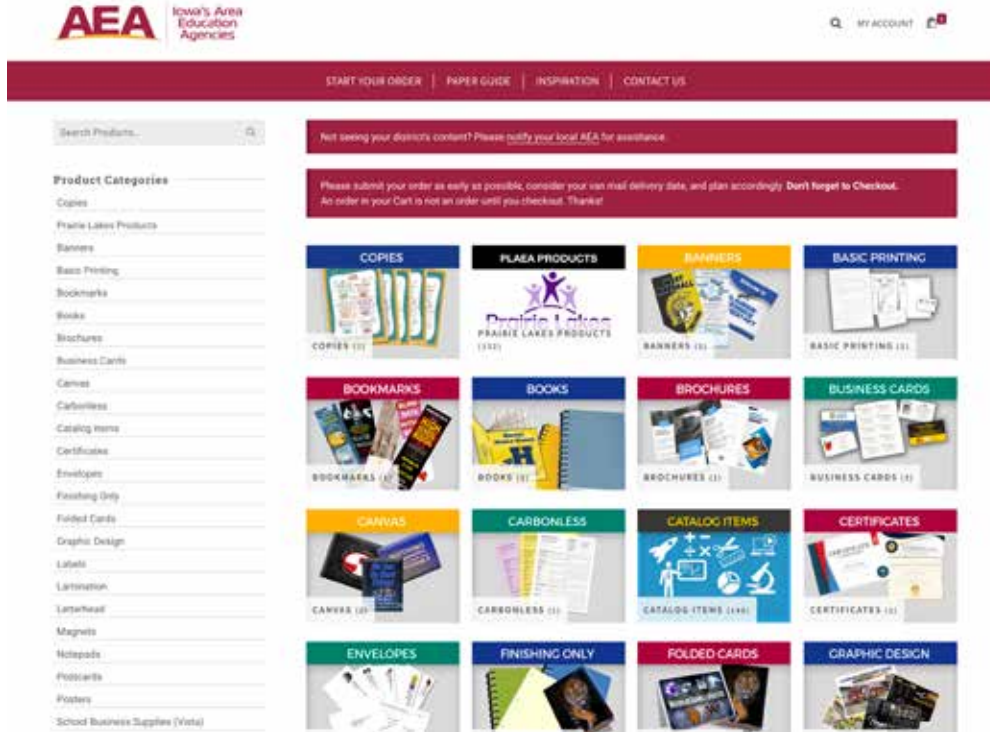
Our team focuses on working with educators to design and produce items that meet and exceed needs and expectations for your schools.

The possibilities are endless!

Easy, Quick Online Ordering with Creative Services Online!

As a busy, on-the-go educator, you need an easy way to order materials for your school. You're in luck because you can place orders for printing, lamination, and graphic design through our Creative Services Online system! To place your order please go to www.aeacreativeservices.org.

If you are unable to see the PLAEA Products icon please contact Jenifer Krischel at jkrischel@plaea.org or 712-335-6017 or Cory Sroufe at csroufe@plaea.org and they will assist you.



Contact Information

Printing and Lamination

Jenifer Krischel • jkrischel@plaea.org • 712-335-6017

Cory Sroufe • csroufe@plaea.org

Brady Krischel

Graphic Design

Kimberly Geisler • kgeisler@plaea.org • 712-335-6015